

UNITED STATES
SECURITIES AND EXCHANGE COMMISSION
Washington, D.C. 20549

Form 8-K

CURRENT REPORT
Pursuant to Section 13 or 15(d) of the Securities Exchange Act of 1934

Date of Report (Date of earliest event reported): 02/23/2021

NATURAL ALTERNATIVES INTERNATIONAL, INC.
(Exact name of registrant as specified in its charter)

Commission File Number: 000-15701

Delaware
(State or other jurisdiction of
incorporation)

84-1007839
(IRS Employer
Identification No.)

1535 Faraday Avenue, Carlsbad, CA 92008
(Address of principal executive offices, including zip code)

760-736-7700
(Registrant's telephone number, including area code)

(Former name or former address, if changed since last report)

Check the appropriate box below if the Form 8-K filing is intended to simultaneously satisfy the filing obligation of the registrant under any of the following provisions:

- Written communications pursuant to Rule 425 under the Securities Act (17 CFR 230.425)
- Soliciting material pursuant to Rule 14a-12 under the Exchange Act (17 CFR 240.14a-12)
- Pre-commencement communications pursuant to Rule 14d-2(b) under the Exchange Act (17 CFR 240.14d-2(b))
- Pre-commencement communications pursuant to Rule 13e-4(c) under the Exchange Act (17 CFR 240.13e-4(c))

Securities registered pursuant to Section 12(b) of the Exchange Act:

Title of each class	Trading Symbol(s)	Name of each exchange on which registered
Common	NAII	NASDAQ

Indicate by check mark whether the registrant is an emerging growth company as defined in Rule 405 of the Securities Act of 1933 or Rule 12b-2 of the Securities Exchange Act of 1934.

Emerging growth company

If an emerging growth company, indicate by check mark if the registrant has elected not to use the extended transition period for complying with any new or revised financial accounting standards provided pursuant to Section 13(a) of the Exchange Act.

ITEM 7.01 REGULATION FD DISCLOSURE.

Natural Alternatives International, Inc. ("NAI") has added an investor presentation to its website. The presentation can be found on the investor relations tab of the website at <https://www.nai-online.com/our-company/investors/>. A copy of the Investor Presentation is attached hereto as Exhibit 99.1 and incorporated by reference herein.

On February 23, 2021, NAI issued a press release announcing adding this investor presentation to its website. A copy of the press release is attached hereto as Exhibit 99.2 and incorporated by reference herein.

ITEM 9.01 FINANCIAL STATEMENTS AND EXHIBITS.

(d) Exhibits.

99.1 [Investor Presentation February 2021](#)

99.2 [Press Release of NAI issued on February 23, 2021.](#)

SIGNATURES

Pursuant to the requirements of the Securities Exchange Act of 1934, the registrant has duly caused this report to be signed on its behalf by the undersigned hereunto duly authorized.

Natural Alternatives International, Inc.
a Delaware corporation

By: /s/ Michael Fortin
Michael Fortin, Chief Financial Officer
February 23, 2021



Custom Contract Manufacturing Since 1980. Enriching the World Through the Best of Nutrition.



Natural Alternatives International, Inc.

Investor Presentation
February 2021

Nasdaq: NAI

Forward Looking Statements

This presentation contains forward-looking statements within the meaning of Section 21E of the Securities Exchange Act of 1934.

These statements reflect Natural Alternatives International, Inc.'s (the Company's) current views about future events and financial performance based on certain assumptions. They include the Company's intentions, projections, expectations and beliefs about the Company's future financial and operating results, including management's goals for future operations, industry performance, characteristics and opportunities, effectiveness of distribution channels and customers.

For this purpose, any statements contained in this presentation that are not statements of historical fact may be deemed to be forward-looking statements. These statements speak only as of the date of this presentation and are subject to certain risks and uncertainties that could cause actual results to differ materially. This presentation is qualified by the risks and other information set forth in the Company's most recent Form 10-Q and Form 10-K filed with the SEC.

These forward-looking statements are made only as of the date hereof, and Natural Alternatives undertakes no obligation to update or revise these forward-looking statements, whether as a result of new information, future events or otherwise.

Regulation G

In addition, in order to assist you with period-over-period comparisons on a consistent and comparable basis, our presentation includes certain non-US GAAP information. This information excludes certain non-cash expenses, certain cash income and expense items related to our foreign currency hedging program and taxes, as well as certain non-recurring income and expense items related to the gain on sale of our Company's former headquarters, and the one-time write-off of accounts receivable and inventory related to a former customer.

This non-US GAAP information may include non-US GAAP financial measures within the meaning of Regulation G. These non-US GAAP measures should not be considered as a substitute for any measure derived in accordance with US GAAP. The non-US GAAP information may also be inconsistent with the manner in which similar measures are derived or used by other companies. Management uses such non-US GAAP information for financial and operational decision-making purposes and as a means to evaluate period-over-period comparisons and in forecasting the Company's business going forward.

Management believes that the presentation of such non-US GAAP information, when considered in conjunction with the most directly comparable US GAAP information, provides additional useful comparative information for investors in their assessment of the underlying performance of the Company's business with regard to these items. The Company has provided reconciliations of such non-US GAAP financial measures to the most directly comparable financial measures prepared in accordance with US GAAP. The reconciliations are included in this presentation.

Company Snapshot

NAIL is the only pure-play public company that offers global formulation and manufacturing of customized nutritional supplements along with marketing branded and patented products



Contract Manufacturing

We provide private-label contract manufacturing services to companies that market and distribute vitamins, minerals, herbs, and other nutritional supplements and health care products to consumers



Patent & Trademark Licensing

In-house brand leveraging our proprietary ingredients CarnoSyn® and SR CarnoSyn® targeting sports nutrition, wellness, and healthy aging markets



Headquarters: Carlsbad, CA

Founded in 1980

Nasdaq: NAIL

Total Revenue (TTM): \$148 M

Market Capitalization: \$101M
(as of 2/9/2021)

Company Strengths

Multi-Continent Contract Manufacturing Facilities

- Custom product formulation
- State-of-the-art manufacturing facilities
- Broad material acquisition & analysis
- Certified in-house laboratory capabilities
- Multiple packaging configuration capabilities



In-House Brand Leveraging Of Our Proprietary Ingredients

- CarnoSyn® and SR CarnoSyn® targeting sports nutrition, wellness, and healthy aging markets
- Direct-to-consumer launched June 2020

Company Strengths

Growth Drivers From Organic Initiatives And Complementary Acquisitions

- Expand existing customer products, base and channels
- Expand in-house brands
- Complementary acquisitions



Solid Cash Flows And Strong Balance Sheet To Support Growth Objectives

- TTM net sales of \$148.4 million
- Working Capital of \$50.7 million at 12/31/20
- Available \$10M line of credit

Executive Management Team



Mark A. LeDoux
CEO and Chairman of the Board of Directors

Mr. LeDoux founded Natural Alternatives International (NAI) in 1980. With over 45 years of experience since joining the nutritional supplements industry in 1975, Mr. LeDoux is considered a highly regarded leader and spokesperson for our industry – making him one of the longest serving active executives in the nutritional supplements industry. As Chairman of the Board of Directors of the prestigious Natural Products Association (NPA) based in Washington DC, where he has been a member since 1980, Mr. LeDoux represents NAI's ongoing commitment to industry and government affairs, adherence to a strong code of ethics, and continuing support in the legislative, regulatory and public affairs arenas.

He was former Chairman and Board member of the esteemed Council for Responsible Nutrition (CRN), and Founding Chairman of CRN International. LeDoux also serves on the Nutrition Industry Association-west (NIA) Board and is a recognized participant of the Codex Alimentarius Commission, the United Nations' food and dietary supplement standard-setting body under the joint supervision of its Food and Agriculture Organization and World Health Organization.

In addition, LeDoux currently serves as Chairman of the Board of Selectmen in his hometown of Hollis, New Hampshire. He is President of the Marie A. LeDoux Charitable Foundation and a current member of the Young Presidents Organization Graduates. A graduate of the Thomas Jefferson School of Law, Mr. LeDoux received his bachelor's degree from the University of Oklahoma, where he graduated with honors. He is also a graduate of Stanford University's Program for Small Business Executives.

Executive Management Team



Kenneth E. Wolf
President and Chief Operating Officer

Mr. Wolf joined NAI in February 2008 as Chief Financial Officer, was promoted to Chief Operating Officer in June 2010 and has served as NAI's President since October 2015. Mr. Wolf is responsible for design and implementation of NAI's long-term strategic plans and oversight of all areas within the company. He possesses over 26 years of senior financial management experience in both publicly traded and privately held companies, with the prior 21 years associated with consumer products manufacturing companies. Mr. Wolf received his Certified Public Accountant license from the State of California and a Bachelor of Science in Business Administration – Accounting from California State University in Fresno, California.



Michael E. Fortin
Chief Financial Officer

Mr. Fortin joined NAI in April 2008 as Director of Accounting and SEC Reporting and earned his appointment to Chief Financial Officer in October 2015. With over 20 years of accounting and finance experience working in Big 4 public accounting and private industry, Mr. Fortin is a steadfast, strategic leader responsible for driving financial and business results. Mr. Fortin received his Certified Public Accountant license from the State of California and a Bachelor of Science in Business Administration-Accounting from San Diego State University, California.

Overview – Capabilities

Global Production

- Up to 20 million capsules and 14 million tablets daily capacity
- Up to 500,000 bottles finished product daily capacity
- Highly sophisticated in-house laboratories
- Warehousing – 5,600+ pallet capacity

Regulatory

- Full Label Panel Testing and Quality Assurance
- DSHEA and FDA compliant labeling
- International product registration support

Intellectual Property

- 11 US Patents
- 20 total corresponding patents registered throughout North America, Europe, Asia
- 14 US trademark registrations
- 35 foreign trademark registration, covering 41 countries

Sales & Marketing

- Experienced global sales and marketing team
- Strong brand recognition in sports nutrition
- World class customer service

Packaging

- HDPE/PP Bottles 
- Jars 
- Blister Packs 
- Canisters 
- Pouching 

Overview – Contract Manufacturing

Product Formulation

- Custom formulations
- In-house science teams
- Clinical study design and support
- In-house product stability testing capabilities

Material Acquisition and Analysis

- Global raw material sourcing expertise
- Transparency and tracking of material sources
- Extensive vendor certification program

Facilities

- Vista, CA USA (162,000 SF manufacturing)
- Carlsbad, CA USA (21,000 SF office space)
- Manno, Switzerland (127,000 SF manufacturing)

Forms

- Capsules 
- Chewables 
- Tablets 
- Powders 



Overview – Patent & Trademark Licensing

In-house brand expansion leveraging our proprietary ingredients: CarnoSyn® and SR CarnoSyn® beta-alanine.



Please visit websites by clicking on logo.

Sports Nutrition

- Enhance athletic performance
- Build muscle and reach peak sustainable performance
- New sustained release form of CarnoSyn® remains in the body longer
- New Dietary Ingredient (NDI) Status with the FDA
- Self-Affirmed GRAS Status
- The Natural Products Association 2019 Novel Ingredient and Science Award Recipient
- 2019 NutraIngredients Sports Nutrition Ingredient of the Year

Health & Wellness

- Improves everyday muscle capacity and health
- "Wellness" and "Healthy Aging" products
- Specifically formulated for the health care practitioner market
- Self-Affirmed GRAS Status

Direct-to-Consumer

- Immunity boost, mental clarity, total body wellness
- Launched June 2020
- Sold exclusively on Amazon
- Provides platform for additional DTC products

Worldwide Operations and Market Reach

NAI's global footprint and scope facilitates greater opportunities and more dynamic client engagement



NAI US Facilities Tour



Accreditations

Industry leading accreditations and certification demonstrate our commitment to quality and are a strong barrier to entry

Domestic (NAI)

Good Manufacturing Practices (cGMPs) (21 CFR 111) compliant – FDA Inspected; Zero 483 observations

Therapeutic Goods Administration (TGA) GMP Compliance certified

Health Canada (NNHPD) GMP Compliance – Foreign Site Reference Number issued

NSF International – GMP certified (21 CFR 111 & 21 CFR 117)

NSF International – GMP for Sport certified

Certified Organic (Natural Food Certifiers)

Supplement Safety & Compliance Initiative (SSCI) certification in process

International (NAIE)


SwissMedic GMP certified – site registered and licensed

Laboratorio cantonale - inspected and certified under Official Food Law Enforcement Authority

Informed Choice/Informed Sport (LGC) certified

Institut Fresenius (SGS) GMP Certified

SGS Hazard Analysis and Critical Control Point (HACCP) Codex Alimentarius Certified



Industry Trends

We will benefit from growing consumer interest in health and wellness



of consumers say supplements are part of a healthy lifestyle ¹



of consumers take supplements daily ²



76% of baby boomers take supplements ²

Growing vitamin, mineral, & supplement (“VMS”) industries:

- USA Dietary supplement market is estimated at US \$55 billion and projected to grow at a 4.6% CAGR through 2023³
- Global Dietary supplement market is estimated at US \$150 billion and projected to grow at a 4.6% CAGR through 2023³



Natural Alternatives
International, Inc.

SOURCES:

- 1 - MINTEL REPORTS: VITAMINS, MINERALS & SUPPLEMENTS US, 2017
- 2 - 2017 SUPPLEMENT OVER-THE-COUNTER RX DATA STUDY
- 3 - NUTRITION BUSINESS JOURNAL

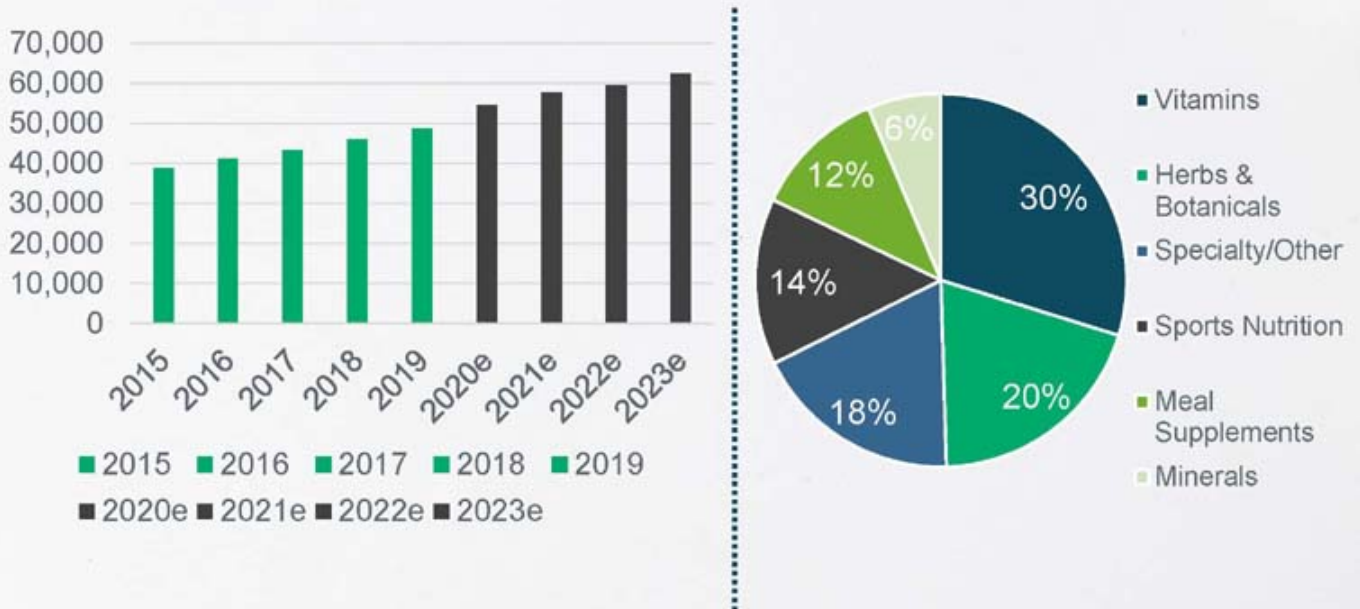
COVID-19 Spikes USA Supplement Growth

COVID accelerated the supplement growth trend.
Supplements projected to be \$1.4B larger in 2023 than pre-COVID est.



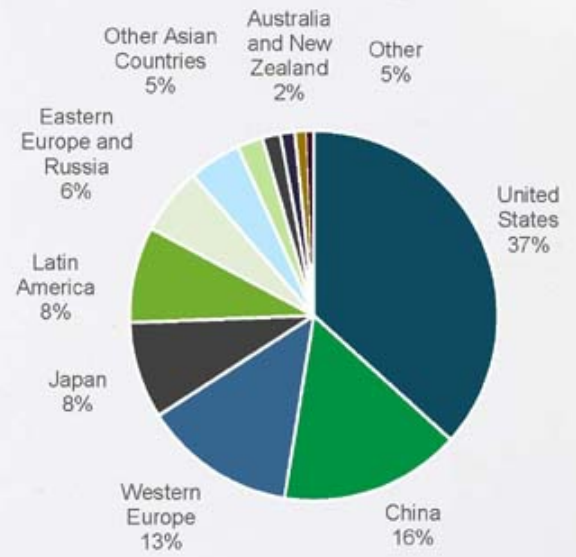
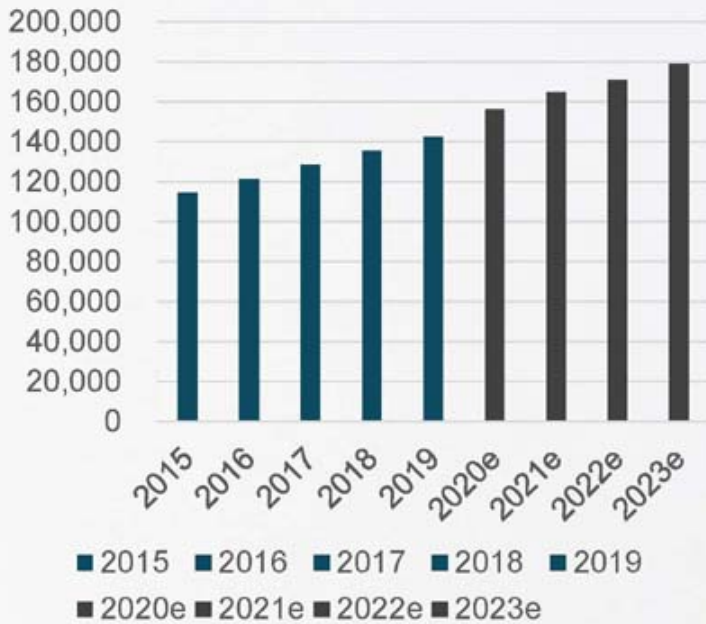
US Supplement Market Forecast

A new level of demand has been established;
 Supplement industry on track to pass \$55B in 2020 and grow to \$60B+ by 2023



Global Supplement Market Forecast

Global trend is matching US trend
Global market spike of 9.5% growth to \$150B in 2020.

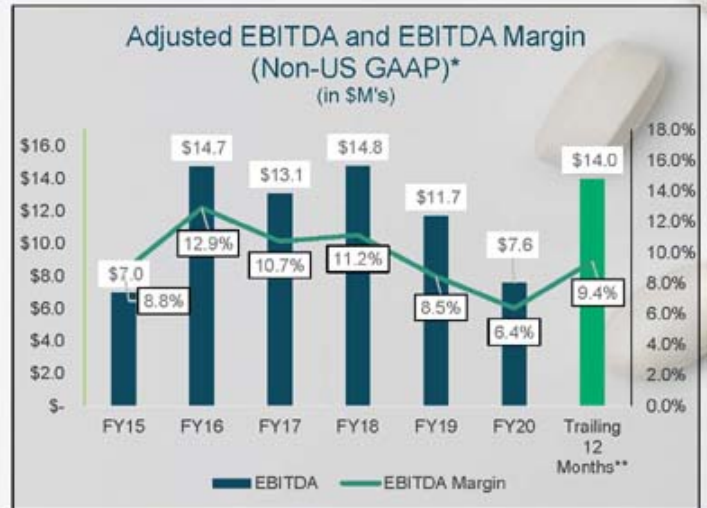




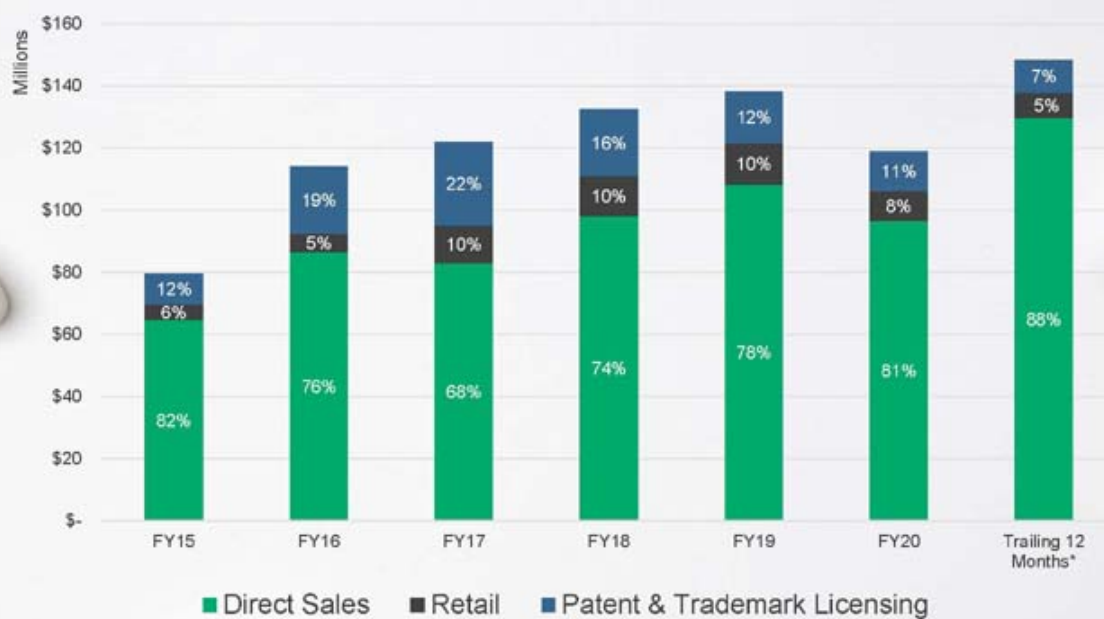
Financial Performance and Growth Objectives

Historical Revenue and EBITDA

The majority of the FY 2020 sales decline related to a single customer.
This customer's sales have returned to historical levels in FY 2021.



Historical Sales By Channel



Objectives & Growth Drivers

- **Fiscal 2021 Outlook:**

- ✓ 30-50% increase in Net Sales
- ✓ Operating Income of 5-7% of Net Sales

- **Fiscal 2022 and Beyond Targeted Growth Objectives:**

- ✓ Achieve \$250 million revenue run-rate in the next 2-3 years with double digit Adjusted EBITDA margins
- ✓ Target sales growth rate of 5-10% per year
- ✓ Pursue complimentary accretive acquisitions generating \$10-\$50 million in sales over the next 3 years

Acquisition Strategy



Channels

Health Care Practitioner
Multi-Level Marketer
Direct-to-Consumer
Specialty Retail
Drug Store
Mass



Verticals

Wellness Brands
High Value Ingredient Suppliers
Contract Manufacturers
Value-Add Distributors



Markets

Vitamins, Minerals, Supplements
Personal Care
Over-the-Counter



Forms

Capsules/Tablets, Powders
Liquids, Lotions, Creams
Chewable Wafers, Gummy/Soft-Chew
Effervescent, Strips, Patches
Probiotics

Investment Thesis

- Current capacity utilization of ~50%
- As utilization increases, fixed costs remain relatively flat and profit margins improve
- Solid financial condition and ability to generate strong cash flow will allow us to increase capacity and or seek acquisition opportunities
- As of December 31, 2020 trading at under 4x EV/Adjusted EBITDA

Investor Information

Stock Symbol: NASDAQ: NAI

Company website: <http://www.nai-online.com>

Company Headquarters:

1535 Faraday Avenue
Carlsbad, CA 92008



Investor Relations Contacts

Michael Fortin
Chief Financial Office
760-736-7700
investor@nai-online.com





Appendix

[Investor Relations Info](#)

Historical Segment Performance

	Fiscal Year ended June 30,			Trailing 12 Months*
	2018	2019	2020	(Unaudited)
Revenue				
Private Label Contract Manufacturing	\$ 110,992	\$ 121,598	\$ 106,291	\$ 137,824
Patent & Trademark Licensing	21,445	16,692	12,585	10,563
Total Revenue	\$ 132,437	\$ 138,290	\$ 118,876	\$ 148,387
Income from Operations				
Private Label Contract Manufacturing	\$ 10,482	\$ 11,232	\$ 4,030	\$ 10,987
Patent & Trademark Licensing	5,730	2,892	2,508	2,650
Income from operations of reportable segments	16,212	14,124	6,538	13,637
Corporate expense not allocated to segments	(6,679)	(8,163)	(8,047)	(8,312)
Income from Operations	\$ 9,533	\$ 5,961	\$ (1,509)	\$ 5,325
Revenue as a %				
Private Label Contract Manufacturing	83.8%	87.9%	89.4%	92.9%
Patent & Trademark Licensing	16.2%	12.1%	10.6%	7.1%
Operating Margins				
Private Label Contract Manufacturing	9.4%	9.2%	3.8%	8.0%
Patent & Trademark Licensing	26.7%	17.3%	19.9%	25.1%
Income from Operations of reportable segments	12.2%	10.2%	5.5%	9.2%
Income from Operations	7.2%	4.3%	-1.3%	3.6%

Condensed Consolidated Statements of Income

(In thousands, except per share data)
(Unaudited)

	Three Months Ended				Six Months Ended			
	December 31,		December 31,		December 31,		December 31,	
	2020	2019	2020	2019	2020	2019	2020	2019
NET SALES	48,083	100.0%	29,103	100.0%	87,809	100.0%	58,298	100.0%
Cost of goods sold	38,409	79.9%	24,042	82.6%	72,130	82.1%	48,853	83.8%
Gross profit	9,674	20.1%	5,061	17.4%	15,679	17.9%	9,445	16.2%
Selling, general & administrative expenses	4,282	8.9%	4,363	15.0%	8,202	9.3%	8,802	15.1%
INCOME FROM OPERATIONS	5,392	11.2%	698	2.4%	7,477	8.5%	643	1.1%
Other (loss) income, net	(806)	-1.7%	(124)	-0.4%	(1,127)	-1.3%	53	0.1%
INCOME BEFORE TAXES	4,586	9.5%	574	2.0%	6,350	7.2%	696	1.2%
Income tax expense	954		98		460		124	
NET INCOME	<u>\$ 3,632</u>		<u>\$ 476</u>		<u>\$ 5,890</u>		<u>\$ 572</u>	
NET INCOME PER COMMON SHARE:								
Basic:	<u>\$0.58</u>		<u>\$0.07</u>		<u>\$0.93</u>		<u>\$0.08</u>	
Diluted:	<u>\$0.57</u>		<u>\$0.07</u>		<u>\$0.92</u>		<u>\$0.08</u>	
WEIGHTED AVERAGE COMMON SHARES OUTSTANDING:								
Basic	<u>6,270</u>		<u>6,795</u>		<u>6,344</u>		<u>6,818</u>	
Diluted	<u>6,373</u>		<u>6,886</u>		<u>6,422</u>		<u>6,936</u>	

Condensed Consolidated Balance Sheets

	(In thousands)		
		December 31, <u>2020</u> <i>(Unaudited)</i>	June 30, <u>2020</u>
ASSETS			
Cash and cash equivalents		\$28,629	\$30,478
Accounts receivable, net		17,062	17,001
Inventories, net		34,466	27,972
Other current assets		<u>3,260</u>	<u>3,573</u>
Total current assets		83,417	79,024
Property and equipment, net		22,409	21,523
Operating lease right-of-use assets		17,034	18,354
Other noncurrent assets, net		<u>2,659</u>	<u>1,302</u>
Total Assets		<u>\$125,519</u>	<u>\$120,203</u>
LIABILITIES AND STOCKHOLDERS' EQUITY			
Accounts payable and accrued liabilities		25,075	20,046
Line of credit		10,000	10,000
Long-term liability - operating leases		<u>17,956</u>	<u>18,782</u>
Total Liabilities		<u>53,031</u>	<u>48,828</u>
Stockholders' Equity		<u>72,488</u>	<u>71,375</u>
Total Liabilities and Stockholders' Equity		<u>\$125,519</u>	<u>\$120,203</u>

Adjusted EBITDA Reconciliation (Non-US GAAP)

Natural Alternatives International, Inc.
Adjusted EBITDA - Non-US GAAP Reconciliation
(In Thousands)
(Unaudited)

	FY15	FY16	FY17	FY18	FY19	FY20	Trailing 12 Months*
Net Income (Loss)	\$3,346	\$9,546	\$7,235	\$5,051	\$6,541	(\$1,645)	\$3,672
Interest Income	(36)	(131)	(459)	(1,085)	(1,868)	(177)	(48)
Interest Expense	12	(2)	3	9	29	66	151
Taxes	961	4,026	2,876	5,562	1,412	(93)	243
Depreciation & Amortization	2,431	1,772	2,384	2,908	3,465	3,959	4,141
Traditional EBITDA	\$6,714	\$15,211	\$12,039	\$12,445	\$9,579	\$2,110	\$8,159
Non-cash Compensation	390	724	1,032	1,334	1,672	1,712	1,517
Non-cash Sales Discount	-	-	-	898	82	-	-
Forward Pts In Revenue	-	-	-	-	-	(863)	(691)
Acquisition Costs	-	-	-	117	512	30	30
Foreign Exchange (Gain) Loss	(127)	425	28	(18)	(148)	320	1,285
One Time Gain on Building	-	(1,621)	-	-	(1,621)	-	-
One Time Kaged Muscle Adjustment**	-	-	-	-	-	4,288	3,703
Adjusted EBITDA	\$6,977	\$14,739	\$13,099	\$14,776	\$10,076	\$7,597	\$14,003





Custom Contract Manufacturing Since 1980. Enriching the World Through the Best of Nutrition.



Thank You

www.nai-online.com

Nasdaq: NAI



**Natural Alternatives International, Inc.
Announces Release of Investor Presentation**

CARLSBAD, CALIF, February 23, 2021 /PRNewswire/ --Natural Alternatives International, Inc. ("NAI") (Nasdaq: NAI), a leading formulator, manufacturer and marketer of customized nutritional supplements, today announced it has added an investor presentation to its website. The presentation can be found on the investor relations tab of our website at <https://www.nai-online.com/our-company/investors/>.

Mark A. Le Doux, Chairman and Chief Executive Officer of NAI stated, "This presentation is part of a broader initiative to increase active communication for current and potential shareholders. Our goal is to further convey our story, the long-term direction of the Company, and management's goals going forward. Additionally, we plan to be more active in our investor relations approach by meeting with institutional investors and presenting at conferences. We are enthusiastic about our prospects and our ability to capitalize on numerous opportunities in our pipeline."

About Natural Alternatives International, Inc.

NAI, headquartered in Carlsbad, California, is a leading formulator, manufacturer and marketer of nutritional supplements and provides strategic partnering services to its customers. Our comprehensive partnership approach offers a wide range of innovative nutritional products and services to our clients including scientific research, clinical studies, proprietary ingredients, customer-specific nutritional product formulation, product testing and evaluation, marketing management and support, packaging and delivery system design, regulatory review and international product registration assistance. For more information about NAI, please see our website at <http://www.nai-online.com>.

The information referenced in this press release contains forward-looking statements within the meaning of Section 21E of the Securities Exchange Act of 1934 that are not historical facts and information. These statements represent our intentions, expectations and beliefs concerning future events, including, among other things, our future revenue profits and financial condition, our ability to develop, maintain or increase sales to new and existing customers, as well as future economic conditions and the impact of such conditions on our business. We wish to caution readers that these statements involve risks and uncertainties that could cause actual results and outcomes for future periods to differ materially from any forward-looking statement or views expressed herein. NAI's financial performance and the forward-looking statements contained herein are further qualified by other risks, including those set forth from time to time in the documents filed by us with the Securities and Exchange Commission, including our most recent Annual Report on Form 10-K.

SOURCE

Natural Alternatives International, Inc.

CONTACT

Michael Fortin, Chief Financial Officer
Natural Alternatives International, Inc.
760-736-7700
investor@nai-online.com.
<http://www.nai-online.com>